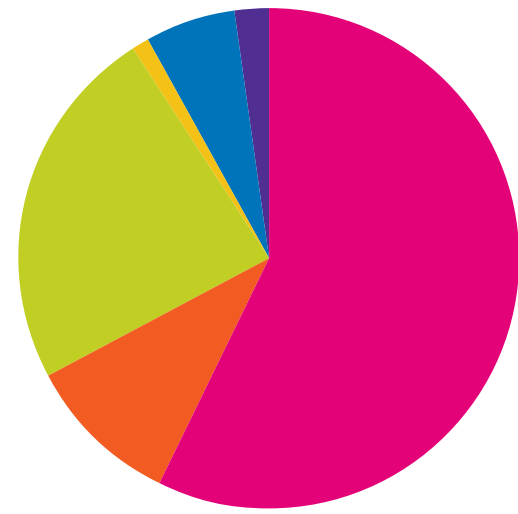


Digital Reach Report January 2013

68,106
impressions/reach



Facebook

JCCs OF NA - 6,784
JCC Maccabi Games - 17,772
JCC Maccabi ArtsFest - 964
JCC Maccabi Israel - 3,431
JWB - 5,885
Fantasy Football - 4,459

Twitter

JCCA - 405

YouTube

JCCA - 791

Issuu

JCCA - 1,271

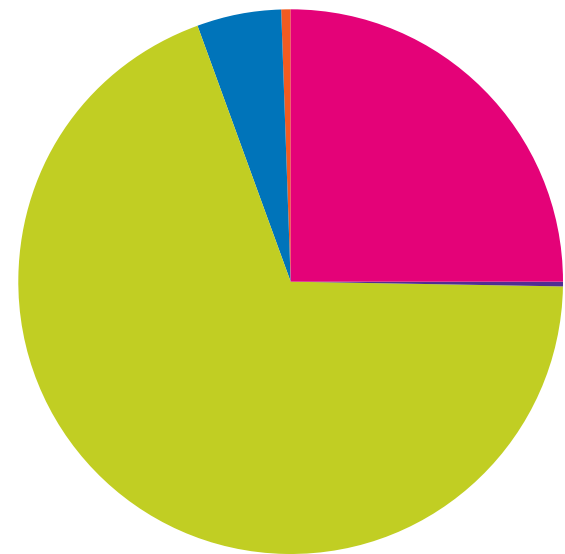
Email

JCCA - 4,092

Website

JCCA - 6,840
JMEX Sites - 949
ProCon - 312
JCCWorks - 2,080
DiscoverJCC - 6,076

9,332
engagements



Facebook

JCCs OF NA - 405
JCC Maccabi Games - 1,069
JCC Maccabi ArtsFest - 45
JCC Maccabi Israel - 243
JWB - 445
Fantasy Football - 119

Twitter

JCCA - 58

YouTube

JCCA - 1

Issuu

JCCA - 72 reads

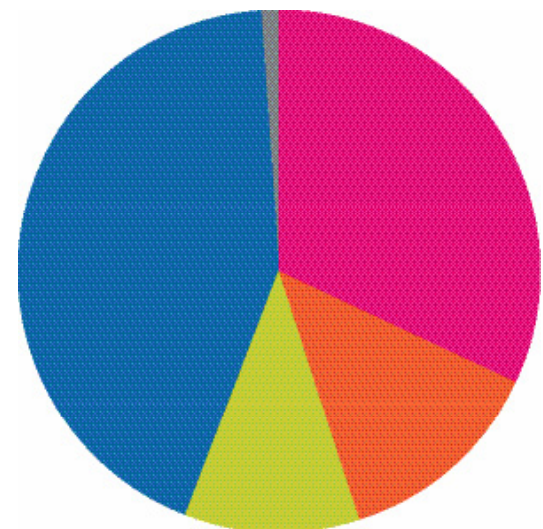
Email

JCCA - 431

Website

JCCA - 880
JMEX sites - 981
ProCon - 343
JCCWorks - 2,044
DiscoverJCC* - 2,196

33,297
in our network



Facebook

JCCs OF NA - 385
JCC Maccabi Games - 6,807
JCC Maccabi ArtsFest - 352
JCC Maccabi Israel - 927
JWB - 1827
Fantasy Football - 142

Twitter

JCCA - 4,340

LinkedIn

JCCA - 387

Email

Peek - 3,640
Enews - 7,942
D'var Torah - 1,451
Press Release - 586
Leah's Message - 465

Website

JCCA - 2,415
JMEX sites - 138
ProCon - 118
JCCWorks - 797
DiscoverJCC - 578